

Celebrating the life of Geoffrey Kingscott – Thursday 10th March 2011

You are very welcome to attend any, or all, of these events. Directions are attached.

- Ceremony at Swanwick Junction Chapel (11am)
- Burial at Golden Valley Woodland Burial Ground (about midday)
- Sawley gathering at Women's Institute Hall (from 2pm)

In accordance with Geoffrey's wishes, there will be a non-religious ceremony at Swanwick Junction Railwaymen's Chapel (part of the Midland Railway Trust) near Ripley, at 11am.

Afterwards we'll be taking a narrow gauge train from here to Newlands Inn Station, then a short walk to the burial ground. The train will return us to Swanwick Junction after the burial.

* * *

The chapel is not very warm so please dress accordingly. The train 'carriages' are open and we may be outside for quite a while. The path to the burial ground is uneven, may be muddy and requires sturdy footwear. So please dress for outdoors - we do not want this to be a formal occasion and many of us will be in hiking/gardening clothes.

Those who don't wish to attend the burial are free to head off, or wander around Swanwick Junction. The museum itself is closed but the café should be open. Toilets are by the café; disabled facilities are near the ticket office.

* * *

We will be meeting at Sawley Women's Institute from about 2pm for some informal food, drinks and chat.

* * *

Donations

No flowers please. The family intends to erect a memorial in or near Sawley, such as a restored riverside 'clapper' gate of the type unique to the Trent. You're welcome to contribute to this project.

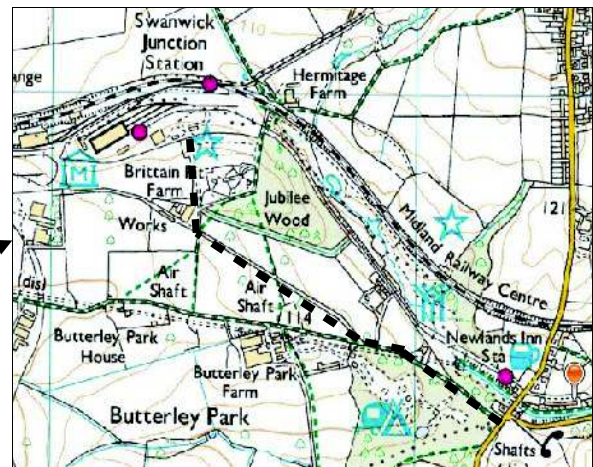
Alternatively, we suggest any charity donations are sent to the Treetops Hospice, who provided us with excellent support at home. Their details are:

Treetops Hospice, Derby Road, Risley, Derbyshire. DE72 3SS www.treetopshospice.org.uk
Registered Charity No. 519540

Directions to Swanwick Junction (DE5 3QW) from A38

- Leave the A38 at the A61 junction near Alfreton and take the B6179 towards 'Swanwick' .
- Continue for about 1 mile until you come to traffic lights at a pub called the 'Steampacket'. Turn left (ignore signs to Midland Railway Butterley Station).
- After 1 mile, at the traffic lights, turn right on Green Hill Lane (B6016). There's a Co-Op store on the corner.
- Continue along this road, ignoring the turn off to the left $\frac{3}{4}$ mile along signposted 'Selston'.
- After another $\frac{1}{2}$ mile you will go over a railway bridge and then see the (boarded up) Newlands Inn on your right hand side in a dip.
- Take the next lane on your right (Coach Road) about 20 yds further on.
- Follow this lane for about $\frac{1}{2}$ mile (mind the speed bumps!) until you come to a lane that forks off to the right. Take this right fork.
- After about another third of a mile, the road bears right in front of some farm buildings. Follow it round to the entrance to Swanwick Junction. The Railwaymen's Chapel can be seen on your right. Park on any road or hardstanding.

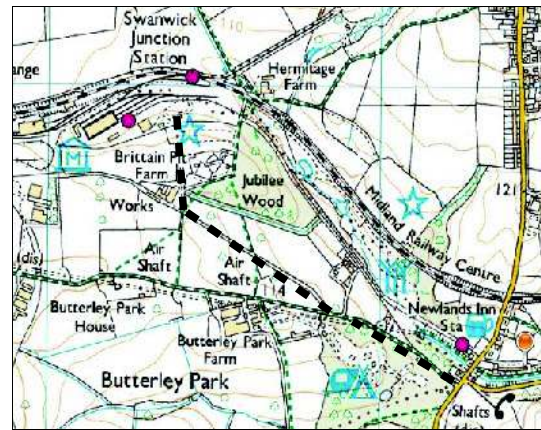
A38 North to M1 J28



A38 South to Derby

Directions to Swanwick Junction (DE5 3QW) from M1 Junction 26

- From Junction 26 take A610 towards Eastwood and Ripley.
- Remain on A610 until reaching a junction at the top of the hill in Codnor (about 7 ½ miles from the M1).
- Turn right (on A610), then (after 100 yds) the next right on Alfreton Road.
- Follow this for just over a mile until coming down the hill into Golden Valley.
- Turn left into Coach Road (the boarded up Newlands Inn is 20 yards beyond the turn).
- Follow this lane for about ½ mile (mind the speed bumps!) until you come to a lane that forks off to the right. Take this right fork.
- After about another third of a mile, the road bears right in front of some farm buildings. Follow it round to the entrance to Swanwick Junction. The Railwaymen's Chapel can be seen on your right. Park on any road or hardstanding.



A610 to Eastwood,
M1 Junction 26 &
Nottingham

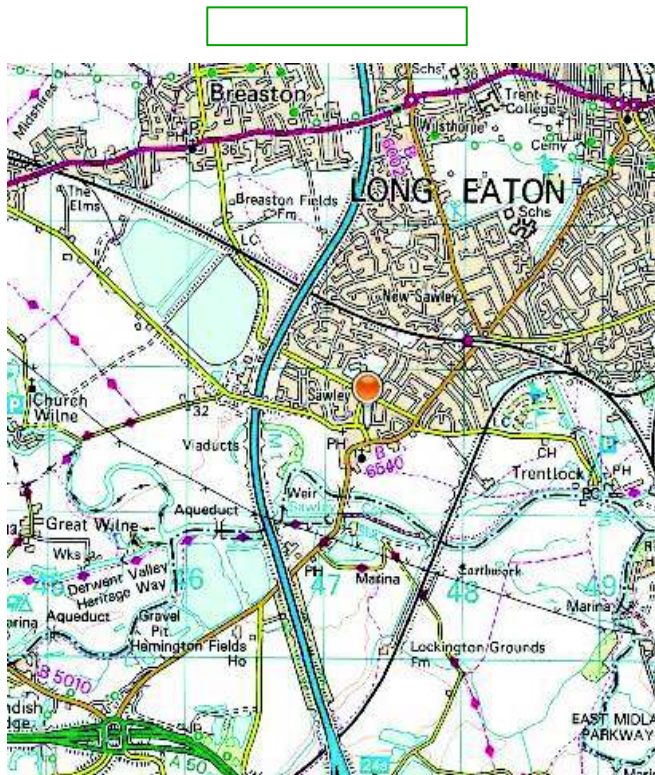
Directions to Sawley Women's Institute, Wilne Road NG10 3AL

LOCATION

NOW CANCELLED- - please note:

The WI cannot cope with the Sawley Gathering so we have switched this to the Cavendish suite on the first floor of the West Park Leisure Centre, Wilsthorpe Road, Long Eaton

MAPS BELOW SHOWS ORIGINAL LOCATION - PLEASE IGNORE:



A50 to Derby

A50 / M1 Jnc 24

